

How to Access Touro-Middletown Databases

On Campus Access

1) Go to the TouroCOM-Middletown Library website: <http://tourocom.touro.edu/middletown-library/>

The screenshot shows the Touro College of Osteopathic Medicine website. The header includes the Touro logo and the text 'The Touro College and University System'. A search bar is located in the top right corner. Below the header, there is a navigation menu with links: ABOUT US, ACADEMICS, ADMISSIONS & AID, RESEARCH, IN THE COMMUNITY, STUDENT LIFE, and NEWS & EVENTS. On the right side, there is a section for 'Information for:' with links for Students, Alumni, Giving, and TouroOne. The main content area is titled 'MIDDLETOWN CAMPUS LIBRARY'. It features a 'Quick Search' section with a search bar and a 'Search' button. Below this, there is a table with three columns: 'About The Library', 'Resources', and 'Services'. The 'Resources' column lists various database and catalog links, including 'Library Catalog', 'Library Databases', 'A-Z Journal List', 'PubMed', 'Course Textbook List', 'Research Information', 'Library Study Guide List', and 'Library Information Handouts'. The 'Library Databases' link is highlighted with a red circle.

About The Library	Resources	Services
Hours Staff/Contact Info Rules Borrowing & Returning Loan Periods Fines and Penalties Mission	Library Catalog Library Databases A-Z Journal List PubMed Course Textbook List Research Information Library Study Guide List Library Information Handouts	Off-Campus Access Wireless Access Interlibrary Loan Renew Library Printing Policies

2) Under the **Resources** column, select **Library Databases**.

Resources

[Library Catalog](#)
[Library Databases](#)
[A-Z Journal List](#)
[PubMed](#)
[Course Textbook List](#)
[Research Information](#)
[Library Study Guide List](#)
[Library Information Handouts](#)


3) Select the desired database from the list.

Find Articles - Touro Middletown


Select subject area:

Health Sciences ▾


The following subscribed resources are restricted to the Touro community.

 Includes journals  Open Access (does not require Touro affiliation)


Featured databases:


[Case Files Collection](#) 


All databases:

[AccessMedicine](#) 


[Agency for Healthcare Research & Quality](#) 


[Allied and Complementary Medicine Database \(Ovid\)](#) 



[AMA Manual of Style online](#) 


[Anatomy.tv -- Primal Pictures](#) 


[Bates Physical Examination](#)

[BoardVitals](#) 

[Case Files Collection](#) 


 [CINAHL Plus with Full Text \(EBSCO\)](#) 


[ClinicalKey](#) 



[Daily Meds](#) 


[Dissertations & Theses @ Touro](#) 

[Dorland's Illustrated Medical Dictionary](#) 

[eLibrary eBooks](#) 

[EBSCO eBooks](#) 

 [EBSCO multi-search](#) 

[EXAM MASTER OnLine](#) 

Off Campus Access

1) To access the databases from off campus, click on the **Library Databases** link under the **Resources** column.

Resources

[Library Catalog](#)

[Library Databases](#)

[A-Z Journal List](#)

[PubMed](#)

[Course Textbook List](#)


[Research Information](#)

[Library Study Guide List](#)

[Library Information Handouts](#)

2) Enter your Library Off Campus username and password into the log-in screen when prompted and you will be free to explore the databases' content.

[Library Accounts](#) | [Locations and Hours](#)

 **Touro College Libraries**
Learn here, succeed anywhere

[Find](#) ▼ [Help](#) ▼ [Services](#) ▼ [About](#) ▼

Log in to my account

Username

Password

[Register here.](#)

[Forgot your username or password?](#)